

A JUNIPER GALL MITE, TRISETACUS QUADRISETUS JUNIPERINUS (NAL.)<sup>1</sup>

H. A. DENMARK

INTRODUCTION: A JUNIPER GALL MITE, TRISETACUS QUADRISETUS JUNIPERINUS (NAL.) IS ONE OF TWO CLOSELY RELATED SPECIES FOUND INFESTING JUNIPERUS SPP. THE ABOVE SPECIES FEEDS ON THE TERMINAL NEEDLES CAUSING THEM TO ENLARGE AT THEIR BASES FORMING GALL-LIKE TERMINALS. THE OTHER MITE, TRISETACUS QUADRISETUS TYPICUS (THOMAS), FEEDS ONLY IN THE BERRIES OF VARIOUS JUNIPERS. TO DATE THE JUNIPER GALL MITE IS THE ONLY ONE OF THE TWO MITES FOUND IN FLORIDA.

DISTRIBUTION: ACCORDING TO KEIFER (IN LITT. 1969), THE JUNIPER GALL MITE IS CONSIDERED TO BE WIDE SPREAD IN DISTRIBUTION. IN FLORIDA IT HAS BEEN TAKEN IN THE FOLLOWING COUNTIES: ALACHUA, GADSDEN, LEE, MARION, ORANGE, PASCO, PINELLAS, POLK AND PUTNAM.

HOSTS: NALEPA'S 1929 HOST LIST GIVES JUNIPERUS COMMUNIS L. AS THE HOST FOR THIS GALL MITE. IN FLORIDA IT HAS BEEN TAKEN ON JUNIPERUS SILICICOLA, J. VIRGINIANA, JUNIPERUS SPP. AND CEDRUS SP.

ECONOMIC IMPORTANCE: T. QUADRISETUS JUNIPERINUS STUNTS THE GROWTH OF THE PLANTS BY THE GALL FORMATIONS (FIG. 1). THESE UNSIGHTLY GALLS REDUCE THE SALE VALUE OF NURSERY STOCK.

CONTROL: NO RESEARCH HAS BEEN CONDUCTED FOR THE CONTROL OF THIS MITE IN FLORIDA; HOWEVER, UNIVERSITY OF FLORIDA EXTENSION SERVICE, IFAS, HAS RECOMMENDED KELTHANE.

DESCRIPTION: KEIFER (IN LITT. 1969) SEPARATES T. QUADRISETUS JUNIPERINUS (NAL.) BY THE CONSISTENT VACANT AREAS BACK OF THE DORSAL TUBERCLES (FIG. 2), THE GLAND AT THE REAR SHIELD MARGIN CENTER, AND THE MUCH LESS PRODUCED, BUT STILL SOMEWHAT POINTED MICROTUBERCLES. THE CAUDAL SETAE ARE SHOWN IN FIG. 3. THE FEMALE GENITALIA IS SHOWN IN FIG. 4. THE ANTERIOR LEG IS SHOWN IN FIG. 5, AND THE FEATHER CLAW IS SHOWN IN FIG. 6.



FIG. 1. GALLS ON JUNIPER SP.

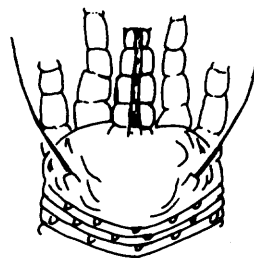


FIG. 2. DORSAL SHIELD.




FIG. 3.  
CAUDAL SETAE.



FIG. 4.  
FEMALE GENITALIA.

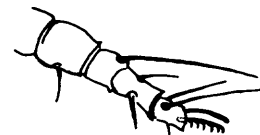


FIG. 5. ANTERIOR LEG.



FIG. 6.  
FEATHER CLAW.

<sup>1</sup>CONTRIBUTION No. 181, BUREAU OF ENTOMOLOGY